

# South Bay Cities Energy Efficiency Program Quarterly Update

Presentation to the South Bay Cities Council of Governments  
Board of Directors  
January 28, 2016

Prepared by:

**GSE Solutions**

Under Contract to the South Bay Cities Council of Governments









# Overview

1. Municipal Energy Savings
2. SCE Energy Leader Partnership Program
3. SCE Direct Install Program
4. Special Initiatives
5. Torrance City-wide Lighting Project

# Municipal Energy Savings

- 2015 Project Activity
  - **574,102 kWh** savings implemented. 34% of 2015 goal.
    - Currently 3,311,444 kWh in 2016 pipeline.
  - **14,144 therms** savings implemented. Exceeded 2015 goal by 40%.
    - Currently 14,692 therms in 2016 pipeline.
- Future Cost Savings Identified
  - 14M kWh and 28k therms savings per year
  - \$3M cost savings per year
  - 11k tons GHG reduced per year
  - \$2.5M cash incentives

# Energy Leader Partnership Program

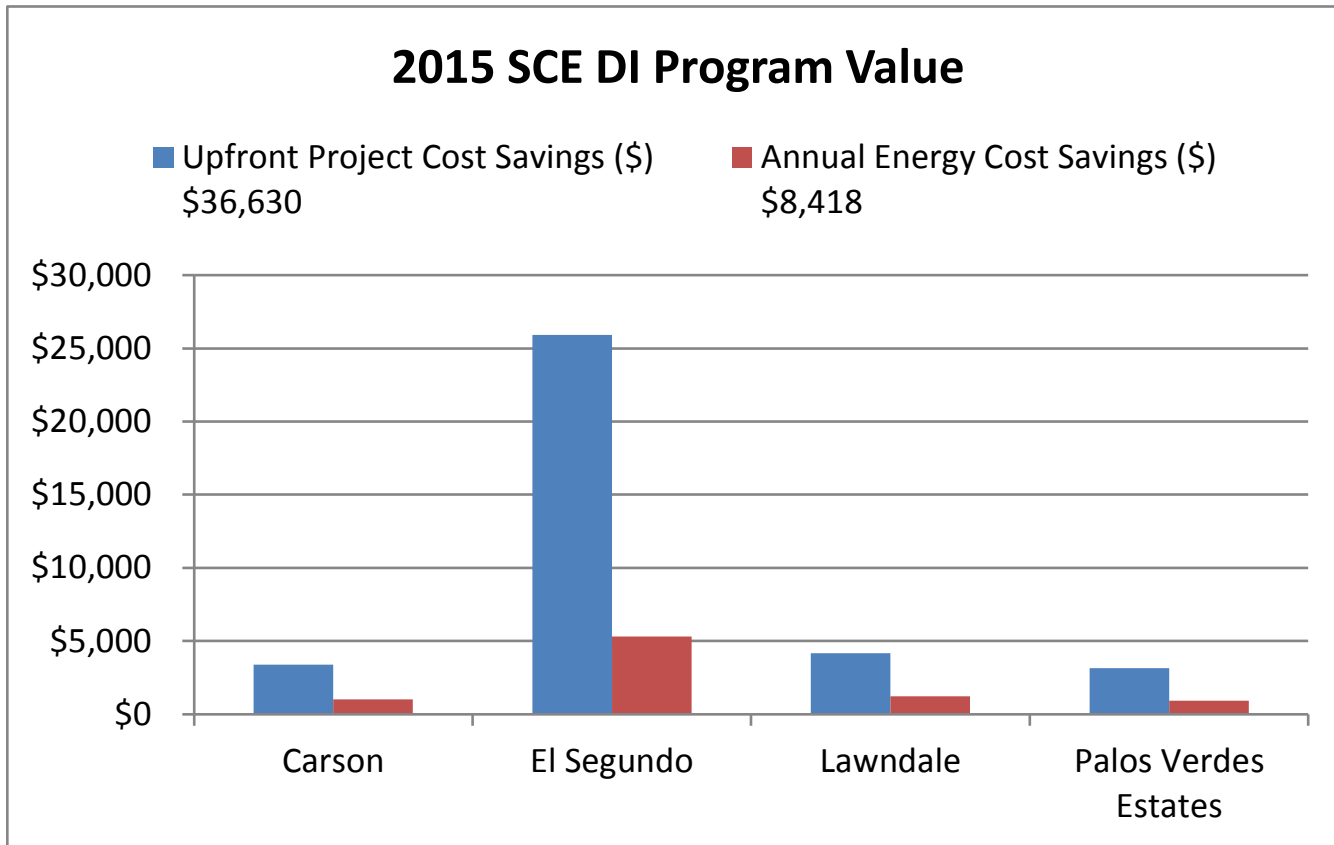
- ELP offers South Bay Cities financial, technical and marketing support to implement Energy Efficiency and Demand Response.
- City Tier Levels
  - Lawndale, Lomita, Manhattan Beach  Platinum (\$0.18/kWh)
  - El Segundo, Hawthorne, Inglewood, RPV, Carson  Gold (\$0.135/kWh)
  - 4 Cities  Silver (\$0.09/kWh)
  - 3 Cities  Valued (\$0.045/kWh)
- Cities Likely Moving Up
  - Gold  Redondo Beach, Torrance, Hermosa Beach, Gardena
  - Platinum  Inglewood

# Energy Savings Since 2010

City / District	2010 - Present Achieved Savings / Incentives					ELP Level
	Annual Savings kWh	Annual Savings Therms	Annual GHG Emissions (tons)	Incentive / DI Cost Savings (\$)	Annual Energy Cost Savings (\$)	
Carson	717,796	1,798	564	\$105,241	\$101,530	Gold
El Segundo	180,104	0	139	\$43,194	\$30,450	Gold
Gardena	476,921	0	368	\$138,949	\$55,867	Silver
Hawthorne	389,868	5,004	328	\$130,221	\$71,892	Gold
Hermosa Beach	170,169	0	131	\$80,121	\$25,490	Silver
Inglewood	1,528,002	0	1,179	\$286,954	\$206,084	Gold
Lawndale	119,946	6,614	129	\$36,445	\$26,447	PLATINUM
Lomita	159,281	13	123	\$22,350	\$21,135	PLATINUM
Manhattan Beach	1,034,689	0	798	\$145,255	\$117,437	PLATINUM
Palos Verdes Estates	70,236	0	54	\$34,376	\$9,927	Valued
Rancho Palos Verdes	51,689	0	40	\$41,238	\$11,051	Gold
Redondo Beach	787,361	467	610	\$165,066	\$96,834	Silver
Rolling Hills Estates	47,374	0	37	\$15,082	\$8,775	Valued
City of Rolling Hills	12,050	0	9	\$7,111	\$2,465	Valued
Torrance	1,213,251	23,699	1,067	\$273,265	\$200,006	Silver
Hawthorne USD	0	941	5	\$1,938	\$922	N/A
Inglewood USD	0	3,876	21	\$6,000	\$3,798	
Manhattan Beach USD	0	4,385	24	\$5,978	\$4,297	
PV USD	0	84,845	468	\$43,298	\$83,148	
Redondo Beach USD	0	314	2	\$942	\$308	
Torrance USD	0	13,065	72	\$18,458	\$12,804	
West Basin MWD	0	911	5	\$990	\$893	
<b>Total</b>	<b>6,958,738</b>	<b>145,932</b>	<b>6,174</b>	<b>\$1,602,472</b>	<b>\$1,091,558</b>	

# SCE Direct Install Program

- FREE Equipment and Installation for Qualified Measures
  - High efficiency fluorescents, motion sensors, screw-in LEDs, Plug load occupancy sensor control.
  - Work performed by SCE qualified contractors.



# Special Initiatives

- Investigate Bulk Purchase Arrangement for LED Lighting in City Parks.
- Several Cities Upgrading City-owned Streetlights to LEDs – Carson, Inglewood, Rancho Palos Verdes.
- SBCCOG Energy Manager's Meeting for City Staff.
  - Advanced lighting systems presentation March 2<sup>nd</sup>.
- SCE Upstream HVAC Program. Equipment Distributor Cost Buy-down.
- Many Cities Participating in OBF Program – Carson, Gardena, Hermosa Beach, Inglewood. Many more could qualify.
  - Cities can fund qualified energy efficiency projects (gas / electric) at **zero interest** and with **no fees**.
  - City will repay SCG or SCE in monthly installments added as a line item on the City's utility bill.
  - The loan is **bill neutral**.
  - Qualified projects must be eligible for incentives and payback in 10 years or less.

# Torrance Lighting Project

**Project Description:**

Upgrade Exterior Lighting  
12 Facilities

**Project Completion:**

October 2015

**Project Cost:** \$317,557

**SCE Incentive:** \$82,095

**Annual Energy Savings:**

550,163 kWh

**Annual Energy Cost**

**Savings:** \$81,037

**Simple Payback:** 2.9 years  
(ROI 34%)



# QUESTIONS?



Sr. Project Manager, Energy  
Lena Luna  
Phone: 310-371-7222 ext. 208  
Email: [lena@southbaycities.org](mailto:lena@southbaycities.org)



SBCCOG Energy Engineer  
Greg Stevens  
Phone: 760-214-6805  
Email: [gstevens@gse-solutions.com](mailto:gstevens@gse-solutions.com)