

SOUTH BAY CITIES
COUNCIL OF GOVERNMENTS

5033 Rockvalley Road
Rancho Palos Verdes, CA 90275
(310) 377-8987
jacki@southbaycities.org
www.southbaycities.org

South Bay Travel Survey

Thank you for taking time to be part of this important study. The South Bay Cities Council of Governments with the cooperation of the City of Inglewood and funding support from the Southern California Association of Governments has commissioned this survey to learn more about transportation needs in your neighborhood. The results will help your city avoid traffic congestion, provide adequate parking, and provide an environment that allows persons an opportunity to complete many trips near where they live. In order to provide a vibrant, safe environment that allows persons to make more trips close to home, we need to know some detailed information about your travel. Remember that the answers to these questions are strictly confidential. No one will know how you answered, and the results will only be reported in aggregated form that will not reveal information about any individual.

Section One: Travel in Your Neighborhood

You were selected for this survey because you live in Inglewood. We are especially interested in the area where you live, to understand how centers that combine houses, shopping, and employment provide transportation opportunities for residents. When answering the questions in this section, think about your neighborhood in Inglewood, which for purposes of this survey is the area bounded by Hazel on the north, Buckthorn on the south, Prairie to the east, and Inglewood to the west.

For Office Use Only

--

South Bay Travel Survey

- 1. When you go to Downtown Inglewood, why do you go there?** For each category write in the number of trips to Downtown Inglewood for that purpose in a typical week.

Trip Purpose	Number of trips to Downtown Inglewood in typical week:
Eat meal	
Grocery shopping (buy food)	
Other personal shopping (buy clothes, gas, etc.)	
Personal services (banking, laundry, legal, government, insurance)	
Entertainment/recreation	
School (pick up or drop off someone at school or attend school yourself)	
Medical/dental	
Just to walk around the neighborhood – no specific destination	

- 2. When you go to Downtown Inglewood, how do you usually get there?**

Car Bus Walking Bicycling Other

- 3. Think about all the trips you make during a typical week. About what percentage of all of your trips during a typical week are trips to Downtown Inglewood?** Circle one answer below.

None 10% 20% 30% 40% 50% 60% 70% 80% 90% All (100%)

4. How important were the following factors in making Inglewood a good place to live?

	Not at all Important				Very Important
I can walk to nearby stores and restaurants.	1	2	3	4	5
I can walk to my work.	1	2	3	4	5
I live less than a ten minute drive from my work.	1	2	3	4	5
The schools are good.	1	2	3	4	5
The neighborhood is safe.	1	2	3	4	5
There are recreation or entertainment opportunities in Riviera Village.	1	2	3	4	5
There are many different transportation options (car, bus, walking, other) to take me where I want to go.	1	2	3	4	5
My neighborhood has a vibrant street life.	1	2	3	4	5
The people in my neighborhood are friendly.	1	2	3	4	5

Section Two: Questions about your travel

Now think about your travel on a typical weekday (Monday through Friday). Please answer the following questions about how you travel to your work on a typical weekday:

5. On a typical workday, I travel to work by (choose one):

- | | |
|------------------------------------|--|
| <input type="checkbox"/> Car | <input type="checkbox"/> Employee vanpool |
| <input type="checkbox"/> Bus | <input type="checkbox"/> Other |
| <input type="checkbox"/> Walking | <input type="checkbox"/> I work at home |
| <input type="checkbox"/> Bicycling | <input type="checkbox"/> I am not employed |

If you answered “I am not employed”, go to Section Three of the survey, question 13.

6. If you drive to work, where do you park your car while at work?

- On the street
- Parking lot or parking garage at my workplace
- Parking lot or parking garage not part of my workplace, but nearby
- Other
- I do not drive to work

7. If you drive to work, how much do you pay to park at work?

- Nothing (I park for free at work)
- Less than \$1 per day (less than \$22 per month)
- Between \$1 and \$2 per day (between \$22 and \$44 per month)
- Between \$2 and \$3 per day (between \$44 and \$66 per month)
- More than \$3 per day (more than \$66 per month)



8. On a typical workday, do you carpool to work with other persons?

- Yes
- No

9. If you work outside of your home, how far is your work place from your home?

- My work place is within a ten minute walk from my home.
- My work place is further than a ten minute walk from my home.

10. Do you work at home either regularly or occasionally? yes no

If “yes”, answer questions 12 and 13. If “no”, go to question 13, beginning of Section Three.

11. During a typical work week, on how many days do you work at home:

- 1
- 2
- 3
- 4
- 5
- more than 5



12. On the days that you work at home, do you typically work at home:

- The entire day
- Part of the day

Section Three: Your One-Day Travel Diary

Think about the trips you made yesterday. For that day, please start with the first trip, and answer the below questions about that first trip and all other trips you made yesterday. Some things to remember about your travel diary:

- List all trips that you made yesterday.
- Every time you travel from one place to another is new a trip.

Example: You drive from your home to work. On the way to work you first drop off your child at day care, then stop at a drive-through restaurant to buy breakfast. That is three trips: (1) the trip from home to your child’s day care, (2) the trip from day care to the restaurant, and (3) the trip from the restaurant to your work. Please list each of those trips separately in the travel diary below.

- All information in this survey is anonymous.

13. Yesterday was:

- Monday Tuesday Wednesday Thursday Friday
 Saturday Sunday

14. For me, yesterday was:

- A work day
 Not a work day
 I do not have a full-time or part-time job

15. If you made no trips outside your home yesterday, check below and go to Section Four.

- I made no trips outside my home yesterday

If you made at least one trip outside your home yesterday, please fill out the Trip Diary on the next page. It is double sided and allows for up to 20 entries.

Trip	Write in time trip started		Write in time trip ended		Please indicate your mode of travel for each trip by checking the appropriate box								Please indicate the primary purpose of this trip (choose only one for each trip)								Please indicate how much distance you traveled in this trip:		Last trip of the day?																		
	Circle one	Circle one	Circle one	Circle one	Personal vehicle, single occupant	Personal vehicle, several occupants (carpool, car with family member or friends)	Vanpool	Bus (not a school bus)	School Bus	Walk	Bicycle	Motorcycle/Moped	Taxi	Other	Go to work	Return home	Work related (e.g. buy office supplies or attend a meeting)	Attend school	Eat meal	Grocery shopping (buy food)	Other personal shopping (buy clothes, gas, or similar)	Personal services (banking, laundry, government, legal, or similar)	Drop off or pick up passengers (such as friends, family members, carpool)	Entertainment/recreation	Attend community meetings, volunteer activities, political meetings or events	Medical/dental	Other (not listed above)	Please indicate where this trip ended (address or cross-streets, such as intersection of Main and 10th Street and list the city)	Less than 1/4 a mile (for most people, a quarter mile is a 5 minute walk)	Between 1/4 and 1/2 mile (for most people a 1/2 is a 10 minute walk)	Between 1/2 mile and 1 mile (for most people a mile is a 20 minute walk)	Between 1 mile and 2 miles.	Between 2 miles and 5 miles.	More than 5 miles.	Yes	No					
Example	7:55	am pm	8:00	am pm						x				x													Sesame St at Main St., Beach City	x										x			
	10:45	am pm	11:15	am pm	x											x											818 South Seventh Street, L.A.								x			x			
1		am pm		am pm																																					
2		am pm		am pm																																					
3		am pm		am pm																																					
4		am pm		am pm																																					
5		am pm		am pm																																					
6		am pm		am pm																																					
7		am pm		am pm																																					
8		am pm		am pm																																					
9		am pm		am pm																																					
10		am pm		am pm																																					



Section Four: Summarizing your travel during a typical week
SOUTH BAY CITIES

COUNCIL OF GOVERNMENTS

5033 Rockvalley Road
Rancho Palos Verdes, CA 90275
(310) 377-8987
jacki@southbaycities.org
www.southbaycities.org

answering questions about your travel during a typical week. Please fill in the boxes below, under “trip purpose”, choose the typical number of trips for that purpose during a week, the typical (or most common) way you travel for those types of trips, and the typical (most common) distance of those types of trips. When answering this question, remember the following:

- For each row, you should circle your choices in the second, third, and fourth columns from the left.
- In the first row, answer questions based only on your trips to school during a typical week, in the second row, answer questions based only on your trips to eat meals during a typical week, in the third row, answer questions based only on your trips for grocery shopping during a typical week, and so on until you complete the rows.
- Count all trips that you make for the purposes listed, whether you start the trip at home, at work, or at a different location.
- Do not count return trips. For this question only, a trip to a restaurant to eat a meal and the return trip should be counted only as one trip.

Trip Purpose	Number of trips during a typical week for this purpose (circle one)	Typical (most common) mode for this trip (circle one)	Typical (most common) distance for this trip (circle one)
--------------	---	---	---

South Bay Travel Study

Trip Purpose	Number of trips during a typical week for this purpose (circle one)	Typical (most common) mode for this trip (circle one)	Typical (most common) distance for this trip (circle one)
School	No trips for this purpose 1 trip 2 trips 3 trips 4 trips 5 trips 6 trips 7 trips 8 trips 9 trips More than 9 trips	Car Bus/Transit School bus Walk Bicycle Other	Less than ¼ mile Between ¼ and ½ mile Between ½ and 1 mile Between 1 and 2 miles More than 2 miles
Eat meal	No trips for this purpose 1 trip 2 trips 3 trips 4 trips 5 trips 6 trips 7 trips 8 trips 9 trips More than 9 trips	Car Bus/Transit School bus Walk Bicycle Other	Less than ¼ mile Between ¼ and ½ mile Between ½ and 1 mile Between 1 and 2 miles More than 2 miles

South Bay Travel Study

Grocery shopping	No trips for this purpose	Car Bus/Transit	Less than ¼ mile
	1 trip 2 trips 3 trips	School bus Walk	Between ¼ and ½ mile
	4 trips 5 trips 6 trips	Bicycle Other	Between ½ and 1 mile
	7 trips 8 trips 9 trips		Between 1 and 2 miles
	More than 9 trips		More than 2 miles
Other personal shopping (buy clothes, gas, or similar)	No trips for this purpose	Car Bus/Transit	Less than ¼ mile
	1 trip 2 trips 3 trips	School bus Walk	Between ¼ and ½ mile
	4 trips 5 trips 6 trips	Bicycle Other	Between ½ and 1 mile
	7 trips 8 trips 9 trips		Between 1 and 2 miles
	More than 9 trips		More than 2 miles
Personal services (banking, laundry, legal, government, insurance, or similar)	No trips for this purpose	Car Bus/Transit	Less than ¼ mile
	1 trip 2 trips 3 trips	School bus Walk	Between ¼ and ½ mile
	4 trips 5 trips 6 trips	Bicycle Other	Between ½ and 1 mile
	7 trips 8 trips 9 trips		Between 1 and 2 miles
	More than 9 trips		More than 2 miles
Entertainment or recreation	No trips for this purpose	Car Bus/Transit	Less than ¼ mile
	1 trip 2 trips 3 trips	School bus Walk	Between ¼ and ½ mile
	4 trips 5 trips 6 trips	Bicycle Other	Between ½ and 1 mile
	7 trips 8 trips 9 trips		Between 1 and 2 miles
	More than 9 trips		More than 2 miles
Community meetings, religious, volunteer, or political meetings or events	No trips for this purpose	Car Bus/Transit	Less than ¼ mile
	1 trip 2 trips 3 trips	School bus Walk	Between ¼ and ½ mile
	4 trips 5 trips 6 trips	Bicycle Other	Between ½ and 1 mile
	7 trips 8 trips 9 trips		Between 1 and 2 miles
	More than 9 trips		More than 2 miles

Section Five: Questions about changing your travel patterns

17. This question asks how important to you reducing car trips for different types of trips would be. Thinking about each of the types of trips below, how important is it to you to **reduce the number of car trips** you make for the following purposes (choose an answer in each row below):

	It is <i>not at all</i> important for me to reduce these types of car trips.				It is <i>very important</i> for me to reduce these types of car trips.
Work	1	2	3	4	5
Work-Related (buy materials, attend meetings, etc.)	1	2	3	4	5
Eat meals	1	2	3	4	5
Grocery shopping	1	2	3	4	5
Other shopping (buy clothes, other items)	1	2	3	4	5
Personal services (bank, laundry, etc.)	1	2	3	4	5
Drop-off or pick up family member or friend from school or day care	1	2	3	4	5
Entertainment/recreation	1	2	3	4	5
Attend school	1	2	3	4	5
Medical/Dental	1	2	3	4	5



18. The following changes to the neighborhood where I live would encourage me to take more walking/bicycling trips (choose an answer for each row below):

	Not at All Important				Very Important
Provide Shuttle Bus Service in the neighborhood	1	2	3	4	5
Provide Bus Transit Service in the neighborhood	1	2	3	4	5
Increase the Frequency of Existing Shuttle Bus Service in the neighborhood	1	2	3	4	5
Increase the Frequency of Existing Bus Transit in the neighborhood	1	2	3	4	5
Increase the number of places the bus will take me	1	2	3	4	5
Better night lighting in my neighborhood	1	2	3	4	5
Improve the sidewalk network in my neighborhood	1	2	3	4	5
Slow traffic – make car traffic more safe for pedestrians in my neighborhood	1	2	3	4	5
Provide more places for grocery shopping in my neighborhood	1	2	3	4	5
Provide more places for shopping in my neighborhood, other than groceries (such as clothes or household items)	1	2	3	4	5
Provide more places to eat meals in my neighborhood	1	2	3	4	5
Provide more places for entertainment/recreation in my neighborhood	1	2	3	4	5
Provide more places where people can work in my neighborhood	1	2	3	4	5
Provide more personal service stores (banks, laundry, etc.) in my neighborhood	1	2	3	4	5
Provide more street trees, benches, and similar improvements that encourage walking	1	2	3	4	5
Provide more bike lanes in my neighborhood	1	2	3	4	5
Provide or improve the quality of the public plazas, parks, gathering places in my neighborhood	1	2	3	4	5
Reduce crime in my neighborhood	1	2	3	4	5

Section Six: Background Information

Traffic researchers have learned that personal and family characteristics can influence travel. To help us understand how to improve transportation for a broad range of persons, we need to know some general information about you and your family. Remember, all of this information is confidential.

19. Your age (check one): __

- Less than 18 years
- 18-25 years
- 26-40 years
- 41-55 years
- 56-65 years
- Over 65 years old

20. Your gender: Male Female

21. Your race/ethnicity:

- White non-Hispanic
- Hispanic
- African American
- Asian/Pacific Islander
- Other
- Do not wish to state

22. Please indicate how many people in your household are in the following age categories? (Include yourself.)

0-6 yrs old	7-18 yrs old	19-30 yrs old	31-65 yrs old	Older than 65

23. How many people in your household have a driver's license?

24. On most days, how many cars are available for use by members of your household?



—

25. How long have you lived in this neighborhood?

- Less than 1 year 1-5 years 6-10 years More than 10 years
 All of my life

26. How many years did you go to school?

- Less than 12
 12 years (high school diploma)
 Between 12 and 16 years (some college or associates degree)
 16 years (college degree; bachelors degree)
 More than 16 years

27. How many years did your spouse (if applicable) go to school?


- Less than 12
 12 years (high school diploma)
 Between 12 and 16 years (some college or associates degree)
 16 years (college degree; bachelors degree)
 More than 16 years

28. How long have you lived in the United States?

- Less than 1 year More than 10 years
 1-5 years All of my life
 6-10 years

29. What is your average annual household income?

- | | |
|---|--|
| <input type="checkbox"/> Less than \$15,000 | <input type="checkbox"/> \$55,001-75,000 |
| <input type="checkbox"/> \$15,001-35,000 | <input type="checkbox"/> \$75,001-100,000 |
| <input type="checkbox"/> \$35,001-55,000 | <input type="checkbox"/> More than \$100,000 |



Thank you for taking part in this survey!

SOUTH BAY CITIES
COUNCIL OF GOVERNMENTS

South Bay Travel Survey

Thank you for being part of this important study. This survey is designed to help the city where you work learn more about transportation needs near your work. By giving us some detailed information about your travel patterns in and around the area, you can provide our South Bay communities with more information that will help in future efforts to deal with parking, traffic, and neighborhood issues.

Remember that the answers to these questions will be treated as strictly confidential. No one will know how you answered, and the results will only be reported in aggregated form so as not reveal information about any individual.

This study is funded by the South Bay Council of Governments, with the cooperation of the Cities of Inglewood, Redondo Beach and Torrance.

Section One: The neighborhood where you work

1. You have been chosen for this survey because you work in one of the South Bay neighborhoods that we are studying. **Please indicate the neighborhood where you work.**

Riviera Village in Redondo Beach

Old Town Torrance

Downtown Inglewood

2. **Do you live within the same center where you work?** (Note that this would mean that you live within about a fifteen minute walk from your work.)

Yes, I live in the same neighborhood (Riviera Village in Redondo Beach, Old Town Torrance, or Downtown Inglewood) where my work place is located.

No, I do not live in the same neighborhood (Riviera Village in Redondo Beach, Old Town Torrance, or Downtown Inglewood) as my work.

Section Two: Questions about your travel to work

Think about your travel to work on a typical weekday (Monday through Friday).
Please answer the following questions about how you travel to your work on a typical weekday:

3. **On a typical workday, I travel to work by (choose one):**

South Bay Travel Study

- | | |
|------------------------------------|--|
| <input type="checkbox"/> car | <input type="checkbox"/> employee vanpool |
| <input type="checkbox"/> bus | <input type="checkbox"/> other |
| <input type="checkbox"/> walking | <input type="checkbox"/> I work at home |
| <input type="checkbox"/> bicycling | <input type="checkbox"/> I am not employed |

If you answered “I am not employed,” go to Section Three of the survey, question 14.

4. If you drive to work, where do you park your car while at work?

- On the street
- Parking lot or parking garage at my workplace
- Parking lot or parking garage not part of my workplace, but nearby
- Other
- I do not drive to work

5. If you drive to work, how much do you pay to park at work?

- Nothing (I park for free at work)
- Less than \$1 per day (less than \$22 per month)
- Between \$1 and \$2 per day (between \$22 and \$44 per month)
- Between \$2 and \$3 per day (between \$44 and \$66 per month)
- More than \$3 per day (more than \$66 per month)



6. On a typical workday, do you carpool to work with other persons? yes no

7. If you work outside of your home, how far is your work place from your home?

My work place is within a half mile ($\frac{1}{2}$ mile) from my home. (For most persons, a half mile is a about a ten minute walk.)

My work place is between a half mile ($\frac{1}{2}$ mile) and one (1) mile from my home.

My work place is between 1 and 2 miles from my home.

My work place is between 2 and 5 miles from my home.

My work place is more than 5 miles from my home.

8. Please enter the zip code where you live. We need this information to help us understand where employees at your workplace and nearby workplace commute from, to help us solve traffic problems.

My five-digit home zip code:



9. Do you work at home either regularly or occasionally? yes no

If “yes”, answer questions 10 and 11. If “no”, go to question 12, beginning of Section Three.

10. During a typical work week, on how many days do you work at home:

1 2 3 4 5 more than 5

11. On the days that you work at home, do you typically work at home:

The entire day Part of the day



Section Three: Travel in Your Neighborhood

You were selected for this survey because you work in one of three South Bay communities. We are especially interested in the area where you work, to understand how centers that combine houses, shopping, and employment provide transportation opportunities. When answering the questions in this section, think about the neighborhood where your work place is located.

12. Think about your travel in the neighborhood where you work during a typical work week. During a typical work week, how many trips do you make within your work neighborhood for the following purposes? (These trips might be during lunch, other breaks during work, or before or after work.)

Trip Purpose	Number of trips within the neighborhood of your workplace in typical week:
Eat meal	
Grocery shopping (buy food)	
Other personal shopping (buy clothes, gas, etc.)	
Personal services (banking, laundry, legal, government, insurance)	
Entertainment/recreation	
School	
Medical/dental	
Just to walk around the neighborhood – no specific destination	

13. Now think only about trips that you make within the neighborhood of your work during the work day, such as during lunch or breaks but not before or after work. When you travel within this neighborhood during the work day, how do you usually get where you're going?

- car
 bus
 walking
 bicycling
 other




14. Think about all the trips you make during a typical week, including trips made during the work day and trips made at other times (morning, evening, weekend). In other words, please think about all your trips during a typical week. About what percentage of all of your trips during a typical week are trips to or within the neighborhood of your work? Circle one answer below.

- None 10% 20% 30% 40% 50% 60% 70% 80% 90% All (100%)

Section Four: Questions about changing your travel patterns

15. This question asks how important to you reducing car trips for different types of trips would be. Thinking about each of the types of trips below, how important is it to you to **reduce** the number of car trips you make for the following purposes (choose an answer in each row below):

	Not at all important	Rather unimportant	Neither important nor unimportant	Important	Very Important
Work	1	2	3	4	5

Work-Related (buy materials, attend meetings, etc.)		2	3	4	5
Eat meals		1	2	3	5
Grocery shopping		1	2	3	5
Other shopping (buy clothes, other items)		2	3	4	5
Personal services (bank, laundry, etc.)		1	2	3	4
Drop-off or pick up family member or friend from school or day care		1	2	3	4
Entertainment/recreation		1	2	3	4
School		1	2	3	4
Medical/Dental		1	2	3	4

South Bay Travel Study

16. The following changes to the neighborhood where I work **would encourage me to take more walking/bicycling trips** immediately before or after work, or during lunch hour or breaks from work (choose an answer for each row below):

	Not at all important	Rather unimportant	Neither important nor unimportant	Important	Very Important
Improve the sidewalk network in the neighborhood where I work	1	2	3	4	5
Slow traffic – make car traffic more safe for pedestrians in the neighborhood where I work	1	2	3	4	5
Provide more places for shopping in the neighborhood where I work	1	2	3	4	5
Provide more places to eat meals in the neighborhood where I work	1	2	3	4	5
Provide more places for entertainment/recreation in the neighborhood where I work	1	2	3	4	5
Provide more personal service stores (banks, laundry, etc.) in the neighborhood where I work	1	2	3	4	5
Provide more street trees, benches, and similar improvements that encourage walking in the neighborhood where I work	1	2	3	4	5
Provide more bike lanes in the neighborhood where I work	1	2	3	4	5
Provide or improve the quality of the public plazas, parks, gathering places in the neighborhood where I work	1	2	3	4	5
Reduce crime in the neighborhood where I work	1	2	3	4	5

Section Six: Background Information

Traffic researchers have learned that personal and family characteristics can influence travel. To help us understand how to improve transportation for a broad range of persons, we need to know some general information about you and your family. Remember, all of this information is confidential.

17. Your age (check one):

- Less than 18 years
- 18-25 years
- 26-40 years
- 41-55 years
- 56-65 years
- Over 65 years old

18. Your gender: Male Female

19. Your race/ethnicity:

- White non-Hispanic
- Hispanic
- African American
- Asian/Pacific Islander
- Other
- Do not wish to state

21. Please indicate how many people in your household are in the following age categories? (Include yourself.)

0-6 yrs old	7-18 yrs old	19-30 yrs old	31-65 yrs old	Older than 65

22. How many people in your household have a driver's license? _____

23. On most days, how many cars are available for use by members of your household? _____



24. How long have you worked in this neighborhood? (Note: Please answer how long you have worked in this neighborhood, not how long you have worked for this firm at locations outside of this neighborhood.)

- Less than 1 year
- 1-5 years
- 6-10 years
- More than 10 years
- All of my life

25. How many years did you go to school?

- Less than 12
- 12 years (high school diploma)
- Between 12 and 16 years (some college or associates degree)
- 16 years (college degree; bachelors degree)
- More than 16 years

26. How many years did your spouse (if applicable) go to school?

- Less than 12
- 12 years (high school diploma)
- Between 12 and 16 years (some college or associates degree)
- 16 years (college degree; bachelors degree)
- More than 16 years

27. How long have you lived in the United States?

- Less than 1 year
- 1-5 years
- 6-10 years
- More than 10 years
- All of my life


28. What is your average annual household income?

- | | |
|---|--|
| <input type="checkbox"/> Less than \$15,000 | <input type="checkbox"/> \$55,001-75,000 |
| <input type="checkbox"/> \$15,001-35,000 | <input type="checkbox"/> \$75,001-100,000 |
| <input type="checkbox"/> \$35,001-55,000 | <input type="checkbox"/> More than \$100,000 |


29. Where do you work? Please be specific by giving us the firm name and the address or nearest cross street. It is important for us to know where you work to understand how traffic patterns in this neighborhood relate to workplace locations.

I work at: _____ (company name)
_____ (address)
_____ (cross streets)

Thank you for taking part in this survey!



**SOUTH BAY CITIES
COUNCIL OF GOVERNMENTS**



SOUTH BAY CITIES
COUNCIL OF GOVERNMENTS

South Bay Cities Travel Study

This survey is being conducted by the South Bay Council of Governments with funding from the Southern California Association of Governments (SCAG) to help their member cities of which the City of Redondo Beach is one, learn more about transportation needs in this area. The results will help our communities plan to alleviate traffic congestion, to provide adequate parking, and to provide an environment that allows persons an opportunity to complete many trips near where they work or near where they live.

We only ask that you answer seven questions – this will take about one minute. The answers to these questions are strictly confidential. No one will know how you answered, and the results will only be reported in an aggregated form that will not reveal information about any individual.

1. What zip code do you live in? Five-digit zip code: _____

2. Why did you come to Riviera Village today? Choose the purpose that best describes why you are here. You can choose more than one answer.

Work

Entertainment/recreation

Eat meal

School

Grocery shopping (buy food)

Medical/dental

Other personal shopping (buy clothes, gas, etc.) Other – not listed here

Personal services (banking, laundry, legal, government, insurance)

Just to walk around the neighborhood – no specific destination

3. How did you get here today?

Car

Bus

Walking

Bicycling

Other

4. In a typical month, how often do you usually travel to Riviera Village?

Number of trips:

South Bay Travel Study

5. When you travel to Riviera Village, how do you usually get here?

Car

Bus

Walking

Bicycling

Other

6. Do you live within a ten-minute walk of this neighborhood? Yes

No

7. Do you work within a ten-minute walk of this neighborhood? Yes

No